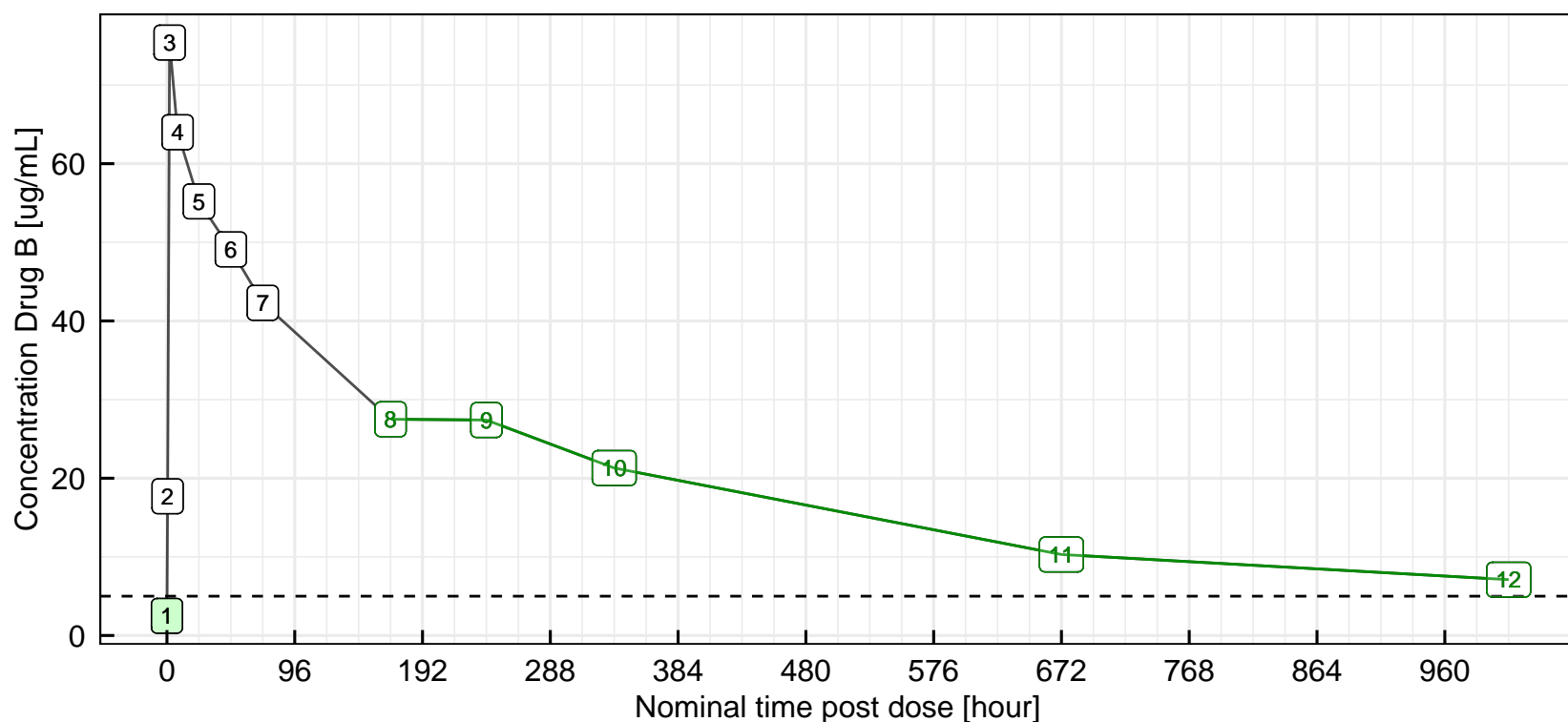


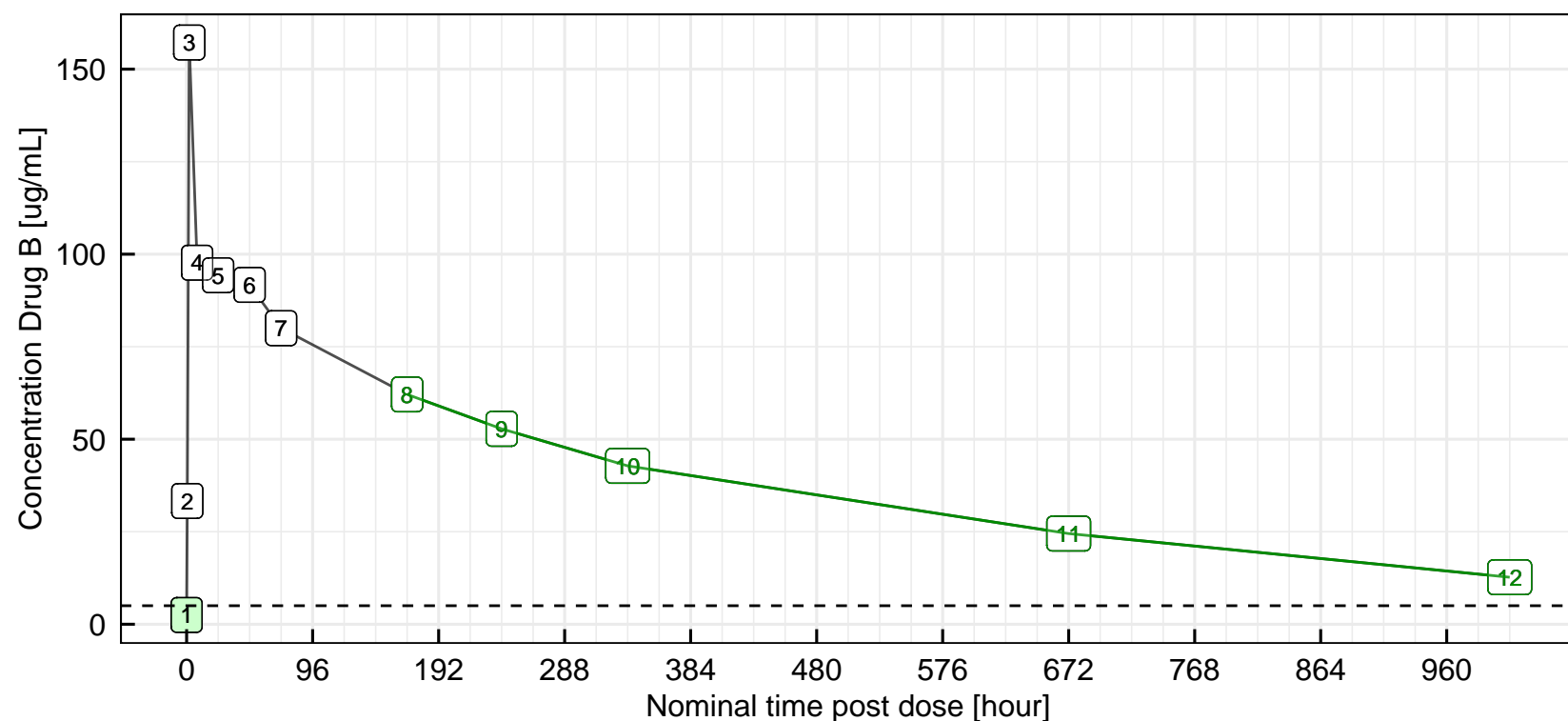
USUBJID: 1  
 PROFILE: Single IV Infusion Dose (SD)  
 GROUP: 300mg/m2  
 Dashed horizontal line: LLOQ (5 ug/mL)  
 Green: bestslope slope calculation (R2: 0.9779, R2ADJ: 0.9705)  
 Orange X: ignored records  
 Orange O: ignored in summary tables  
 Orange +: ignored in NCA PK parameter calculation



BLLOQ handling PK param

a	asis	a	lloq/2	a	missing
a	0	a	lloq	a	-

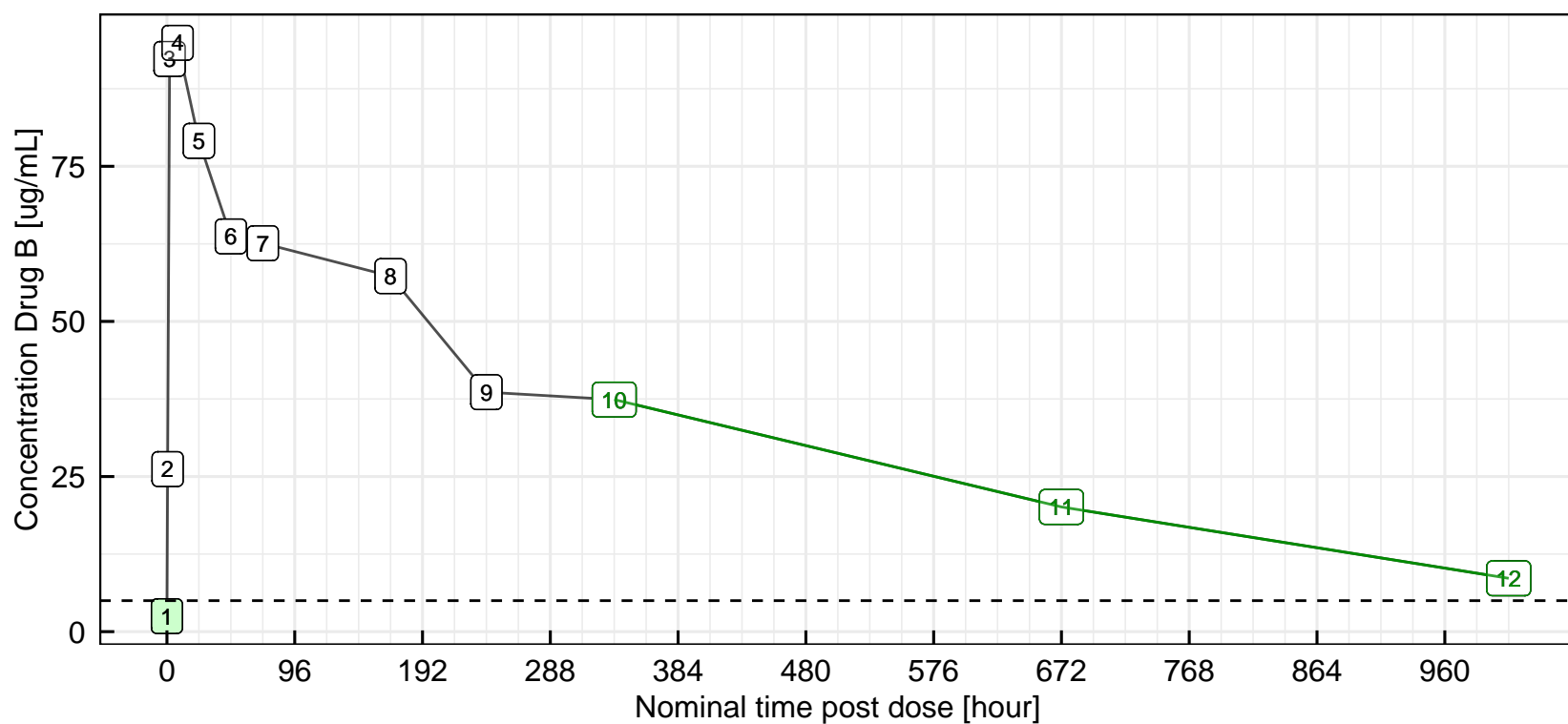
USUBJID: 2  
 PROFILE: Single IV Infusion Dose (SD)  
 GROUP: 300mg/m2  
 Dashed horizontal line: LLOQ (5 ug/mL)  
 Green: bestslope slope calculation (R2: 0.9984, R2ADJ: 0.9978)  
 Orange X: ignored records  
 Orange O: ignored in summary tables  
 Orange +: ignored in NCA PK parameter calculation



BLLOQ handling PK param

a	asis	a	lloq/2	a	missing
a	0	a	lloq	a	-

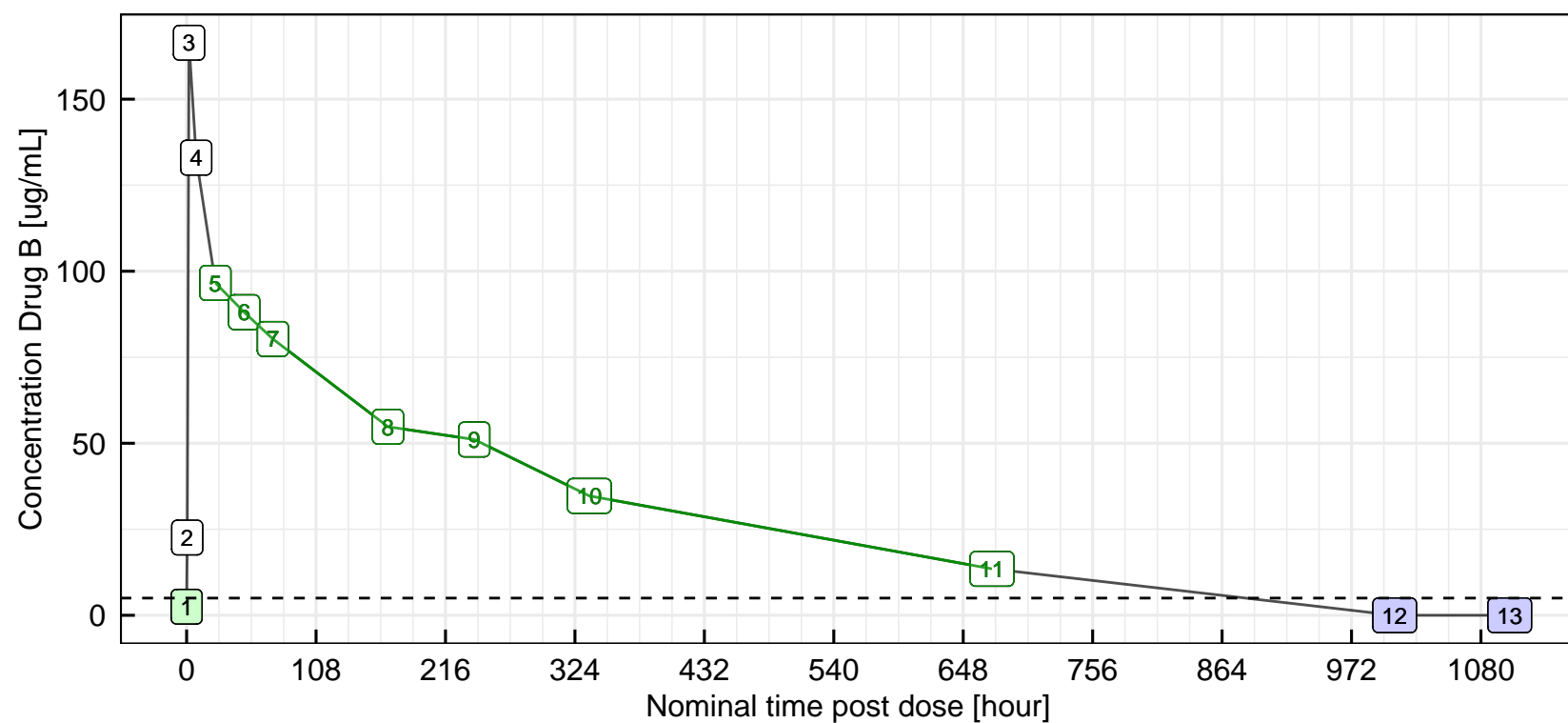
USUBJID: 3  
 PROFILE: Single IV Infusion Dose (SD)  
 GROUP: 300mg/m2  
 Dashed horizontal line: LLOQ (5 ug/mL)  
 Green: bestslope slope calculation (R2: 0.992, R2ADJ: 0.9841)  
 Orange X: ignored records  
 Orange O: ignored in summary tables  
 Orange +: ignored in NCA PK parameter calculation



BLLOQ handling PK param

a	asis	a	lloq/2	a	missing
a	0	a	lloq	a	-

USUBJID: 4  
 PROFILE: Single IV Infusion Dose (SD)  
 GROUP: 400mg/m2  
 Dashed horizontal line: LLOQ (5 ug/mL)  
 Green: bestslope slope calculation (R2: 0.9943, R2ADJ: 0.9932)  
 Orange X: ignored records  
 Orange O: ignored in summary tables  
 Orange +: ignored in NCA PK parameter calculation

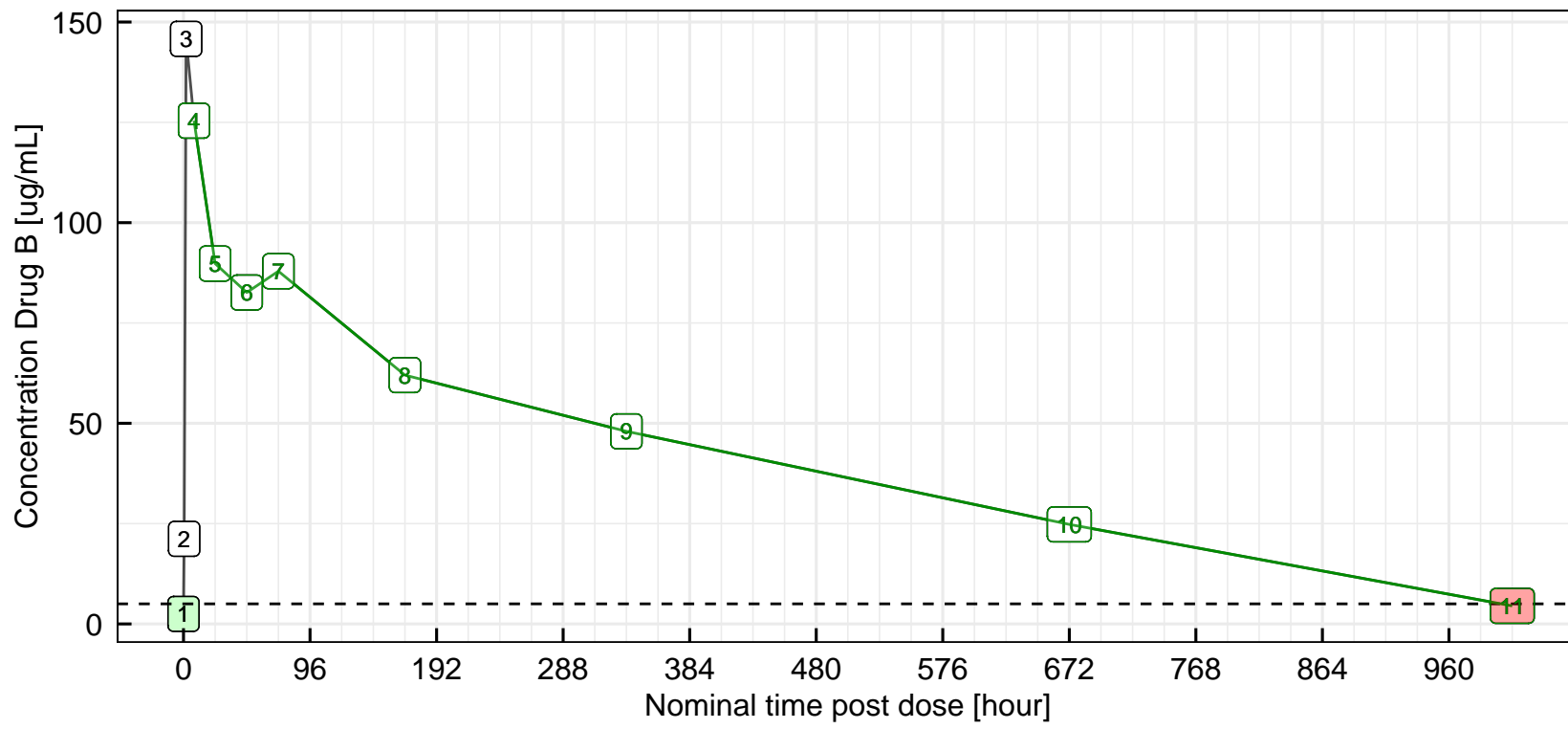


BLLOQ handling PK param

a	asis	a	lloq/2	a	missing
a	0	a	lloq	a	-

USUBJID: 6  
PROFILE: Single IV Infusion Dose (SD)  
GROUP: 400mg/m2

Dashed horizontal line: LLOQ (5 ug/mL)  
Green: bestslope slope calculation (R2: 0.9535, R2ADJ: 0.9458)  
Orange X: ignored records  
Orange O: ignored in summary tables  
Orange +: ignored in NCA PK parameter calculation



BLLOQ handling PK param

a	asis	a	lloq/2	a	missing
a	0	a	lloq	a	-