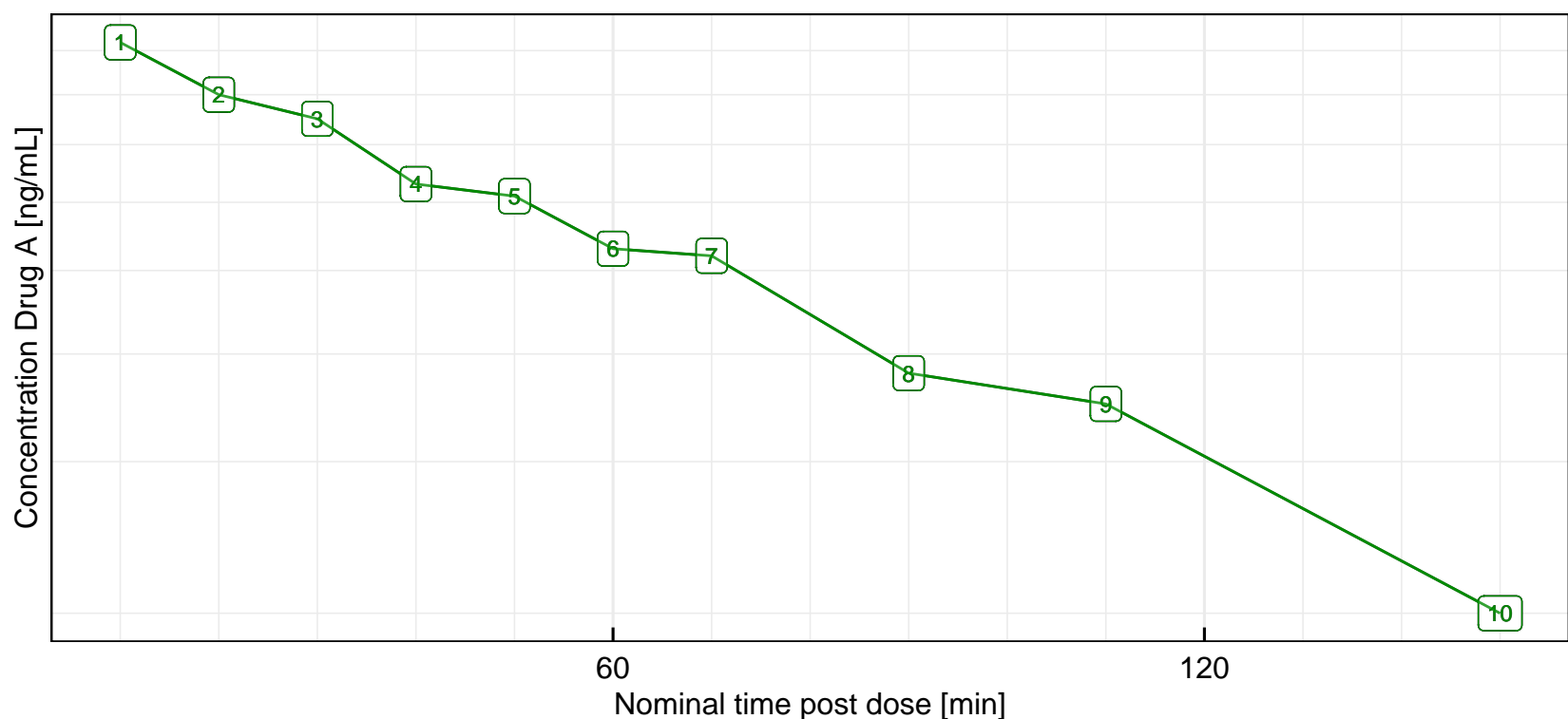


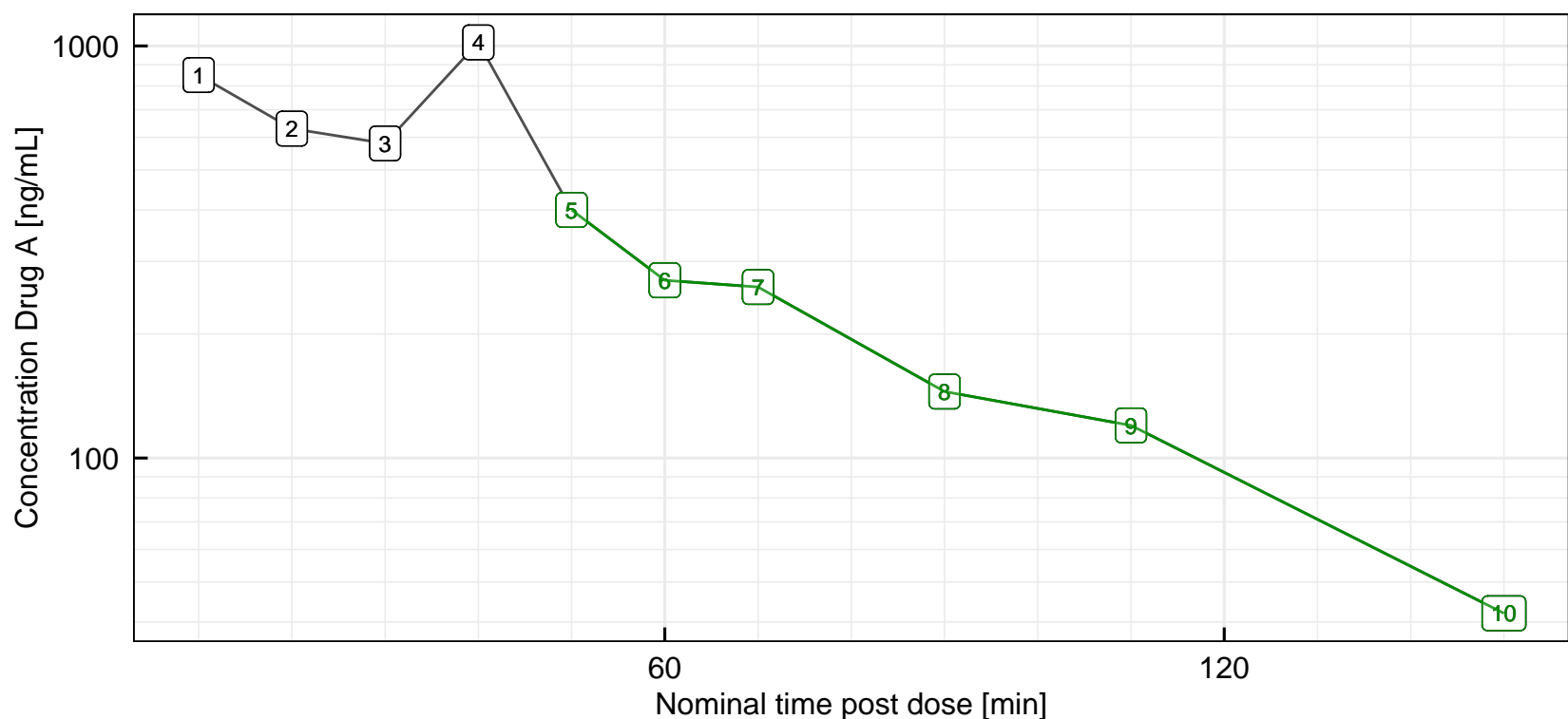
USUBJID: 1  
 PROFILE: Single Bolus Dose (SD)  
 GROUP: 10000 ug  
 Dashed horizontal line: LLOQ (0 ng/mL)  
 Green: bestslope slope calculation (R2: 0.9887, R2ADJ: 0.9873)  
 Orange X: ignored records  
 Orange O: ignored in summary tables  
 Orange +: ignored in NCA PK parameter calculation



BLLOQ handling PK param

a	asis	a	lloq/2	a	missing
a	0	a	lloq	a	-

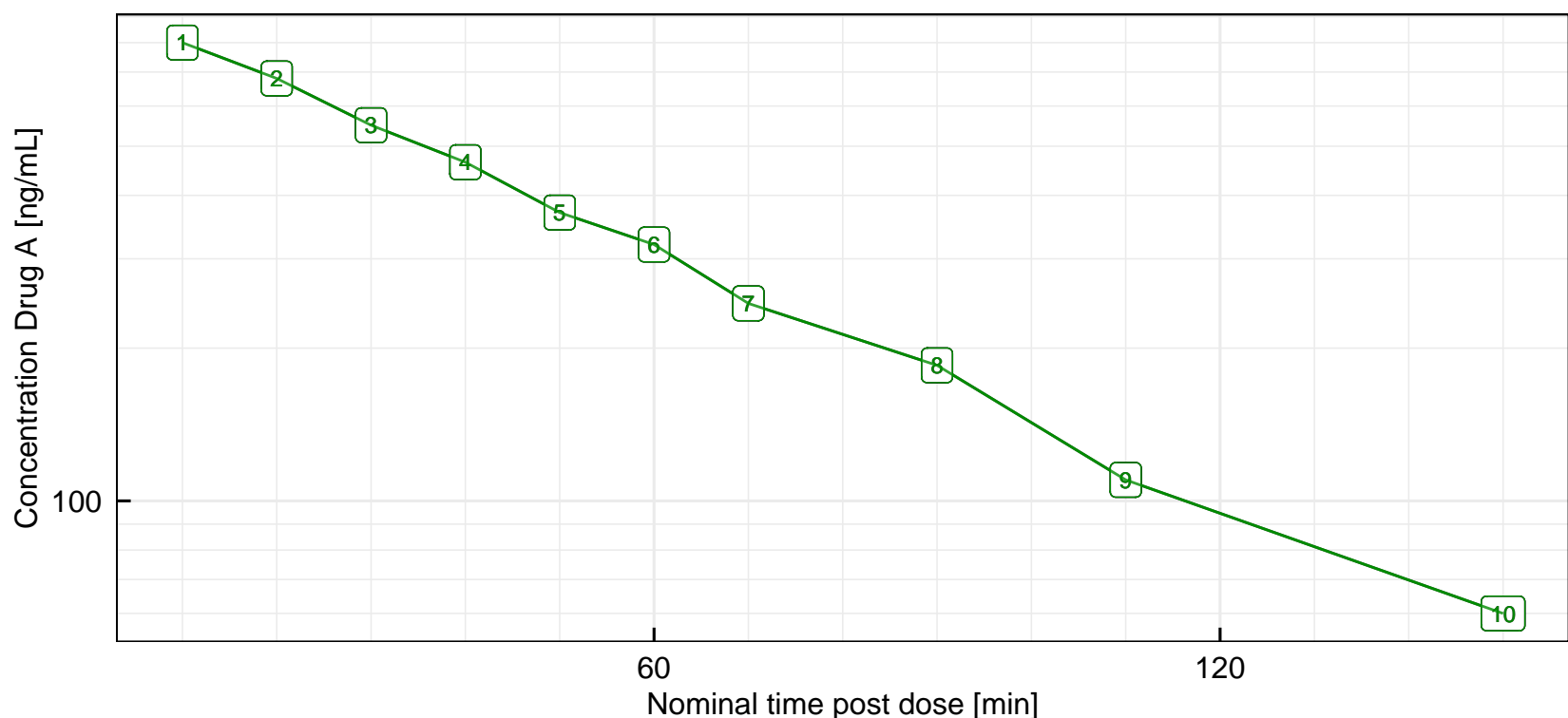
USUBJID: 2  
 PROFILE: Single Bolus Dose (SD)  
 GROUP: 10000 ug  
 Dashed horizontal line: LLOQ (0 ng/mL)  
 Green: bestslope slope calculation (R2: 0.9835, R2ADJ: 0.9794)  
 Orange X: ignored records  
 Orange O: ignored in summary tables  
 Orange +: ignored in NCA PK parameter calculation



BLLOQ handling PK param

a	asis	a	lloq/2	a	missing
a	0	a	lloq	a	-

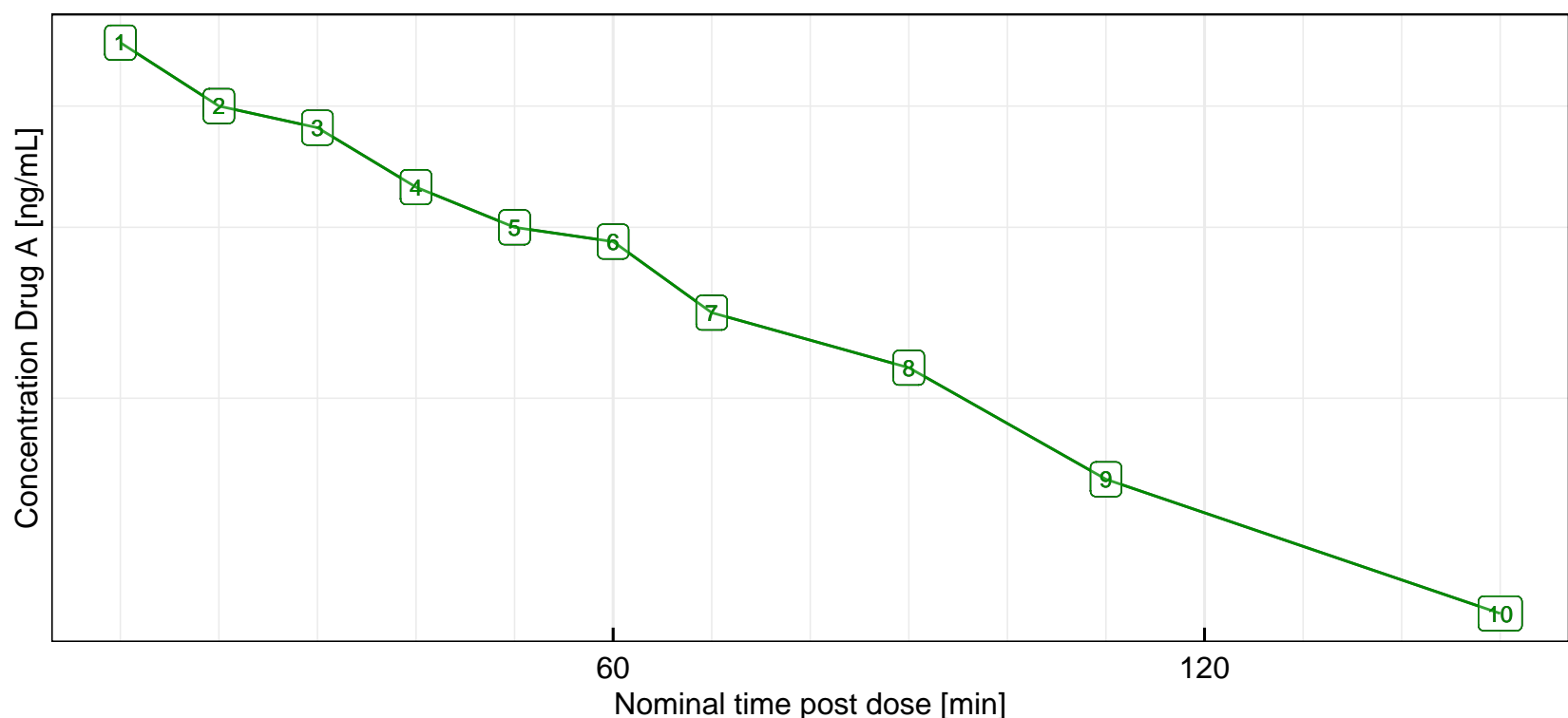
USUBJID: 3  
 PROFILE: Single Bolus Dose (SD)  
 GROUP: 10000 ug  
 Dashed horizontal line: LLOQ (0 ng/mL)  
 Green: bestslope slope calculation (R2: 0.9969, R2ADJ: 0.9965)  
 Orange X: ignored records  
 Orange O: ignored in summary tables  
 Orange +: ignored in NCA PK parameter calculation



BLLOQ handling PK param

a	asis	a	lloq/2	a	missing
a	0	a	lloq	a	-

USUBJID: 4  
 PROFILE: Single Bolus Dose (SD)  
 GROUP: 10000 ug  
 Dashed horizontal line: LLOQ (0 ng/mL)  
 Green: bestslope slope calculation (R2: 0.9944, R2ADJ: 0.9937)  
 Orange X: ignored records  
 Orange O: ignored in summary tables  
 Orange +: ignored in NCA PK parameter calculation



BLLOQ handling PK param

a	asis	a	lloq/2	a	missing
a	0	a	lloq	a	-